

Superior vinyl
Elegance
Freedom from wear
Heat/cold resistance
Dual/triple glass options



Kent
Patio Door Series



Standard and Optional Features



Standard Hardware

Comes standard with 9900 Contemporary Twin-point Locking Systems in black, white or optional satin nickel.

Optional silver mini-blinds also available for privacy and heat reduction.



Optional Hardware

Stylish Lock Sets

These unique handle sets can be configured with heavy-duty multi-point key locks.



Black Finish



White Finish



Satin Nickel (Optional)

Optional Security Locks



Two-position Kick Locks mount on the bottom of the operating door. Used as secondary locks and available in white, beige or brown.



Guardian Locks mount on the top of the operating door; security bolt locks into the frame. Available in white, beige or brown.



Folding Security Bars mount on the fixed side of the door frame and swing down to stop the door from operating.

Optional Sidelites and Transoms

Frame your patio door in outdoor light with a transom or sidelite. The frame is made of PVC, virtually maintenance-free and available in a wide selection of finishes and glass types.


Frame Options



Victorian All-Vinyl Frame



Buckingham Wood Frame with Vinyl Cladding



Kent Cross-Section

1. 5⁷/₈" size frame
2. Anodized screen track
3. Draining system with anti-return flap
4. 3³/₄" welded steel reinforced sash
5. Standard precision rollers
6. Stainless steel roller track
7. Standard 1" dual-glaze with Low-E argon
8. Optional 1³/₈" triple-glazed with Low-E argon
9. Standard anodized sill cover threshold
10. Standard exterior jamb pocket cover

Optional Internal Mini-Blinds

- Fingertip operation
- No external cords
- No dusting
- Low-E glass

Available for 59¹/₂" x 79¹/₂" and 71¹/₂" x 79¹/₂" doors in silver only

Maximum visibility to complete privacy at the tip of a finger. The lever raises, lowers or tilts the blinds sealed between the insulated glass to ensure maintenance-free operation.



Raise and lower operation level

Durable Sash

- Reinforced with steel to withstand high wind loads
- Double perimeter seal for superior air-tightness
- Doors are easily and completely reversible
- Adjustable nylon tandem ball-bearing rollers

Optional Accessories

- 1¹/₄" or 2¹/₁₆" brick mold
- 1¹/₄", 2" or 3³/₈" frame extensions
- 3⁴/₄" drywall return
- 1¹/₂" sill extension
- 4¹/₂" sill plate

Optional Exterior Colours

Sunview Patio Doors boast a wide range of colour options that feature a finish which is UV stable, has a superior adhesion properties and is impact resistant.



Optional Decorative Grills

Internal grills are available in a wide range of design styles with colours that include **Flat Grills** in two-tone, white, brass and pewter, **Georgian Grills** in two-tone and white, and **Pencil Grills** in white, brass and pewter.

Glazing


Enhancing the outstanding thermal efficiency is the high-performance glazing found in Low-E glass and Super Spacer® technology.

Super Spacer®



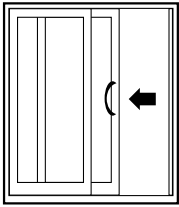
Stays cool in summer

Stays warm in winter

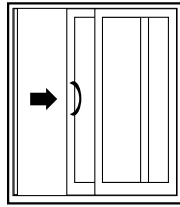


Specifications

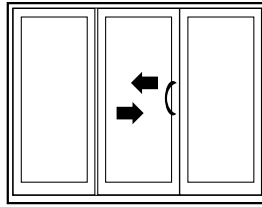
Dimensions Door/Panel Configurations and Finished Sizes (Exterior view)



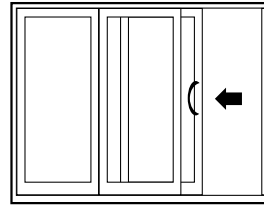
OX-Slide left



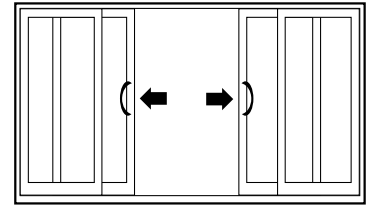
XO-Slide Right



OXO-Slide R to L or
OZO-Slide L to R



XOO-Slide R or OOX Slide L



OXXO-Slide R and Slide L from Centre

2 Panels

59¹/₂ W x 79¹/₂ H
 71¹/₂ W x 79¹/₂ H
 95¹/₂ W x 79¹/₂ H
 59¹/₂ W x 81¹/₂ H
 71¹/₂ W x 81¹/₂ H
 95¹/₂ W x 81¹/₂ H
 59¹/₂ W x 95¹/₂ H
 71¹/₂ W x 95¹/₂ H
 95¹/₂ W x 95¹/₂ H

3 Panels

89¹/₄ W x 79¹/₂ H
 107¹/₄ W x 79¹/₂ H
 143¹/₄ W x 79¹/₂ H
 89¹/₄ W x 81¹/₂ H
 107¹/₄ W x 81¹/₂ H
 143¹/₄ W x 81¹/₂ H
 89¹/₄ W x 95¹/₂ H
 107¹/₄ W x 95¹/₂ H
 143¹/₄ W x 95¹/₂ H

4 Panels

116³/₄ W x 79¹/₂ H
 140³/₄ W x 79¹/₂ H
 188³/₄ W x 79¹/₂ H
 116³/₄ W x 81¹/₂ H
 140³/₄ W x 81¹/₂ H
 188³/₄ W x 81¹/₂ H
 116³/₄ W x 95¹/₂ H
 140³/₄ W x 95¹/₂ H
 188³/₄ W x 95¹/₂ H

Performance Kent Patio Doors meet standards AAMA/WDMA/CSA 101/1.S.2/A440 and CSA A440S1

Configuration	Performance Class and Grade	Air Leakage	Water Penetration Resistance	Design Pressure
OX/XO 70610	LC-PG55	A3-0.2 L/s-m ²	400 Pa (8.4 psf)	±2640 Pa (±55 psf)
OX/XO 8080	LC-PG35	A3-0.2 L/s-m ²	360 Pa (7.5 psf)	±1680 Pa (±35 psf)

Distributed by:



Our products meet the ENERGY STAR® program guidelines to help protect the environment through superior energy efficiency.