

The most advanced vinyl
Superior quality
Beauty and performance
Reliability
Energy efficiency



Newcastle

Patio Door Series



Features



The **Newcastle Patio Door Series**, is Sunview's pride and joy, offering high value and outstanding quality. It also comes with numerous sought-after upgrades as standard features - including a welded sash and whisper-quiet rollers. Beautifully appointed in every way, the Newcastle offers extreme performance and reliability. Step back and look at the fine details, high-quality accessories and a wide array of colour options. The Newcastle combines state-of-the-art vinyl with unmatched durability.

We are proud of our **Newcastle Patio Door** series and confident you will be as well!

Standard Features

- Elegant heavy-duty screen
- Pocket covers on interior, exterior jambs and sill
- Triple-point stainless steel locking system
- Whisper quiet rollers
- Assembled (specify handing)

Frame & Panel

- Multi-chamber frame and sill
- All vinyl 4^{7/8}" , 6^{1/8}" and 6^{7/8}" frame and sill
- Welded 45° frame and sash
- 5" aluminum reinforced vinyl welded sash
- Double weather strip on meeting rails



Precision Adjustable Rollers are whisper quiet, high-quality, and installed in the active panel.

Glazing

Enhancing the outstanding thermal efficiency is the 1" high-performance glazing found in **Low-E** glass and **Super Spacer**® technology.

Super Spacer®



Standard Elegant Hardware

A unique handle set with integrated key locks. Available in Satin Nickel, Polished Brass or Oil Bronze.

1

2

3

Multi-point lock

Multi-point Lock.

A heavy-duty, stainless steel locking system which provides **three** locking points on the door frame, comes as standard hardware.

Newcastle Patio Door Series

Hardware & Glass Options




Two-Position Kick Locks mount on the bottom of the operating door. Used as secondary lock with door in the closed position.



The Guardian Lock mounts on the top of the operating door and the security bolt locks into the frame.

Optional Frame & Sash

- 4 1/2" sill plate
- Brick mold



Optional Decorative Grills

Internal grills are available in a wide range of design styles with colours that include **Flat Grills** in two-tone, white, brass and pewter, **Georgian Grills** in two-tone and white, and **Pencil Grills** in white, brass and pewter.

Optional Internal Mini-Blinds

- **Fingertip operation**
- **No external cords**
- **No dusting**
- **Low-E glass**
- **Only available for 79 1/2" doors**
(6' 2-panel, 9' 3-panel, and 12' 4-panel)

From maximum visibility to complete privacy at the tip of a finger. Slide the lever to raise, lower or tilt the mini-blinds which are sealed between the insulated glass unit. Our unique design ensures complete maintenance-free operation.




Optional Screens

Retractable screens let in the fresh air without the pests. Perfect for months when the heat and air conditioning are off.



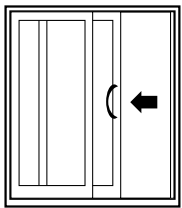
Optional Exterior Colours

Sunview's patio doors boast a wide range of exterior colour options that feature a durable finish that is also UV stable.

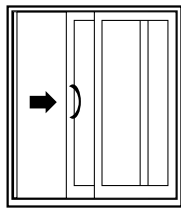


Specifications

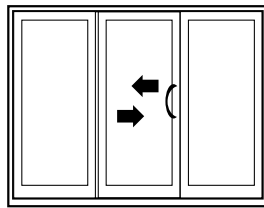
Dimensions Door/Panel Configurations and Finished Sizes



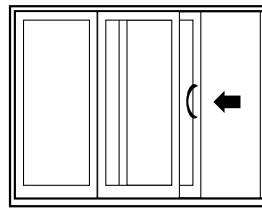
OX-Slide left



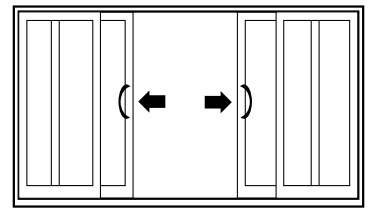
XO-Slide Right



OXO-Slide R to L or
OZO-Slide L to R



OOX-Slide R or XOO Slide L



OXXO-Slide R and Slide L from Centre

2 Panels

Finished Sizes

59¹/₂ W x 79¹/₂ H or 95¹/₂ H
71¹/₂ W x 79¹/₂ H or 95¹/₂ H
95¹/₂ W x 79¹/₂ H or 95¹/₂ H

Screen Sizes

29¹/₂ W x 76⁵/₈ H
35¹/₂ W x 76⁵/₈ H
47¹/₂ W x 76⁵/₈ H

3 Panels

Finished Sizes

90¹/₄ W x 79¹/₂ H or 95¹/₂ H
108¹/₄ W x 79¹/₂ H or 95¹/₂ H
144¹/₄ W x 79¹/₂ H or 95¹/₂ H

Screen Sizes

29¹/₂ W x 76⁵/₈ H
35¹/₂ W x 76⁵/₈ H
47¹/₂ W x 76⁵/₈ H

4 Panels

Finished Sizes

117³/₈ W x 79¹/₂ H or 95¹/₂ H
141³/₈ W x 79¹/₂ H or 95¹/₂ H
189³/₈ W x 79¹/₂ H or 95¹/₂ H

Screen Sizes

29¹/₂ W x 76⁵/₈ H
35¹/₂ W x 76⁵/₈ H
47¹/₂ W x 76⁵/₈ H

*Based on 79¹/₂" for the screen and glass sizes

Performance Newcastle Series Patio Doors meets NAFS/Class R-PG50-Type SD

Standard	Air Leakage	Penetration Resistance	Design Pressure
AAMA/WDMA/CSA 101/1.S.2/ A440-08	A3-0.5 L/s-m ²	360 Pa (7.5 psf)	±2400 Pa (±50 psf)

Distributed by:



Our products meet the ENERGY STAR® program guidelines to help protect the environment through superior energy efficiency.